

Application

In order to obtain optimal performance of the product, **we recommend that you apply it as follows:**



SEE THE APPLICATION VIDEO

Equipment required



PPE



BROOM



RAKE



SHOVE




HAND OR MECHANICAL TAMPER

HAND OR MECHANICAL TAMPER




1

- ✓ The substrate must be a well-compacted **cement, aggregate or asphalt surface.**
- ✓ **Clean and remove** moving parts.
- ✓ **Remove** excess water.




2

- ✓ Product must be **contained.**
- ✓ **Spread the product**, if necessary, **remove the clods** by rotating the foot.
For a better handling, store your product under cover and at room temperature.



3

- ✓ **Spread** the product evenly.
- ✓ **Put a 2 to 3 cm overlay** on the whole surface.
Do not contaminate with external materials.



4

- ✓ **Compact vigorously** starting from the outside with a hand or mechanical tamper. The final state will be obtained with the passage of vehicles.
If the depth is greater than 5 cm, compact in layers of 5 cm.



APPLICABLE ALL YEAR ROUND FROM -30°C TO +50°C, IN ALL WEATHER CONDITIONS



IMMEDIATE OPENING TO TRAFFIC



NON-TOXIC, DOES NOT STAIN EQUIPMENT AND PPE